



Here, There, Anywhere:
Rethink • Engage • Empower

29th Annual eLearning Consortium of Colorado Conference

April 4-6, 2018
Beaver Run Resort
Breckenridge, CO

 eLearning
Consortium of Colorado

Welcome to our special guests from

 **ColoDLA** Colorado
Distance
Learning
Association

SESSION LEVELS KEY

Please note these levels to help you determine which sessions are the most appropriate for you.

- B** **BEGINNER**
For attendees who have not incorporated technology into the class room and/or do not teach online.
- I** **INTERMEDIATE**
For attendees who use some basic technology in the classroom and may have taught online or incorporated online concepts into their face-to-face classroom.
- A** **ADVANCED**
For attendees who are comfortable using technology and teaching online and want to take their skills to the next level.
- S** **SPONSORS**
Attendees have the opportunity to learn more about products and services as relates to an online environment. Note that these products or services are not endorsed by the eLearning Consortium of Colorado.



Here, There, Anywhere: Rethink • Engage • Empower

Dear Conference Participants,

Welcome to the 29th Annual eLearning Consortium of Colorado Conference **Here, There, Anywhere: Rethink•Engage•Empower**. The theme reflects our commitment to examining how we can use technology to enhance education both in and outside the classroom. Explore these and similar concepts at great sessions lead by colleagues from all modes of delivery.

The eLCC Conference has added listening sessions during each breakfast session for you to share your expertise, thoughts, and questions with others.

The Beaver Run Resort boasts many amenities we hope you enjoy. The resort includes two indoor/outdoor pools, seven hot tubs, and a fitness center. Some retail shops and restaurants are located on site. Take time to visit the attractions in Breckenridge, which can be accessed by a complimentary in-town shuttle. We are pleased to provide free internet access in sleeping rooms and in common areas. Parking is also free. If parking fees are on your bill, those will be deducted upon departure from the conference.

A special welcome to ColoDLA!

This year, we welcome Colorado Distance Learning Association (ColoDLA) members as our special guests. ColoDLA has a great deal in common with eLCC and we appreciate their contribution to the success of this year's conference. Welcome our special guests!

Keynote speakers

Our exceptional keynote speakers will spark new ideas to move us to rethink our practices, engage our learners and empower us to create educational opportunities here, there, anywhere.

Wednesday, Dr. Brent G. Wilson, Professor of Information and Learning Technologies at University of Colorado Denver.

Thursday, Dr. Al Powell, Director, Learning Technologies, CSU Online & Academic Networking, Colorado State University

2018 eLearning Awards

During our lunch session on Thursday, we will announce the 2018 eLearning Awards including eLearning Educator, eLearning Advocate, and eLearning Technologies Team Awards. During this time, we will acknowledge and congratulate all of the exceptional nominees and announce the final winners.

Special thanks to our sponsors who help make this conference possible. On Wednesday, exhibits open at 10 a.m. and close at 5 p.m. On Thursday, exhibits open at 8 a.m. and close at 5 p.m.

Be sure to get your passport stamps by end of day Thursday as sponsors may or may not be present on Friday. See passport on the last page of this program for more details.

Gold sponsor: Spectrum Industries, Ltd.

Silver sponsors: Brainfuse, Labyrinth Learning, The NROC Project, Oxford University Press, Vaddio

Dinner Groups

Join friends and make new ones on Thursday evening in one of our dinner groups. These will include dine-out and dine-in options. Check the conference registration desk for locations and times, and to sign up.

Conference Chatter

Do you use Twitter? For Twitter users, our official eLCC Twitter account is @elccolorado and the hashtag is #elcc. Join the conversation. Post your thoughts about a session on your account and use Twitter to stay in touch during the conference. Share session insights here, there and anywhere then continue those exciting discussions with your colleagues when you leave the conference.

Guidebook

Back by popular demand, you can access key components of the conference program online through the Guidebook app or website:

- **Go to the Guidebook app.**
- **Register (minimal information required).**
- **Tap the "pass phrase" button**
- **Enter the code: elcc2018 (all lowercase)**
- **Press Enter or Go on your device**

OR

- **Go to: <https://guidebook.com/redeem>**
- **Enter the code: elcc2018**

If you have any problems, please stop by the registration desk.

We hope you have a delightful, inspiring, and educational conference. Let us know how we can help you.



Here, There, Anywhere:

Rethink • Engage • Empower

Keynote Speakers

Wednesday, April 4

Is It Just Me? Questions facing me and the field



Facilitated Keynote with Dr. Brent G. Wilson

Inspired by radio shows like Is It Just Me Friday, this facilitated keynote creates an inclusive discussion on some critical issues facing e-learning as a field. Dr. Brent Wilson of CU Denver will set up the discussion, followed by round table conversation and full-group Q&A. The focus is on “Is it just me” concerns – a group reality check on our experience and how

the field is adapting to changing conditions of work. Starter issues include: (1) changing roles following higher-ed investments in learning technologies; (2) the growing role of faculty persuasion and institutional change; (3) learning analytics and student success; and (4) advocacy for the profession and self-advocacy as professionals.

Brent G. Wilson is professor of Information and Learning Technologies at CU Denver where he teaches courses in elearning trends, professional learning, and research in learning design and technology. His research centers around foundational questions such as: What is good instruction? How can we help learners have more transformative learning experiences? How can we help faculty, students, and designers make better use of learning tools and resources?

Thursday, April 5

Where have we been with educational technology, and where are we going? Who gets to decide?



Dr. Albert Powell

This keynote is a conversation about technology that has its roots in radio, TV and computing, and is now omnipresent. Where it’s going in the future will shape the educational experiences of millions. There are players at all levels, and their agendas are different. This interview keynote will note where we’ve been but focus on where we’re going and who will influence the decisions

to be made. Institutions, government, students, faculty and technical experts all have a role to play in the future of education.

Dr. Albert Powell is Director of Learning Technologies for Colorado State University OnlinePlus. Working with units across the university, he researches, evaluates and implements educational technologies used for campus and distance course delivery, designs classrooms around those technologies, and trains faculty in their use.

Powell earned his bachelor and master degrees at Washington State University, and his Ph.D. at Texas A&M University. He has 36 years of media and technology experience at major land-grant universities. His background includes extensive live broadcasting, audio and video production, satellite teleconferencing, distance and online course development, selection of media technologies for instruction, and classroom design.

Powell is active in professional societies including the US Distance Learning Association, the University Professional Continuing Education Association, the eLearning Consortium of Colorado, and is a past president of the WSU Alumni Association. He currently serves on the professional advisory board for WSU’s Edward R. Murrow College of Communications.



Here, There, Anywhere: Rethink • Engage • Empower

Wednesday, April 4, 2018 Day at a glance:

	Peak 1	Peak 2	Peak 3	Peak 4
8:00 AM - 5:00 PM	Registration Open Conference Center Lobby			
9:00 AM – 10:30 AM	Coffee, tea, and light refreshments Exhibit Area		Listening Session	
10:45 AM				Hands-on: Start using your LMS's API
11:00 AM	Create great audio and video files	Reusable Learning Objects to Increase Access to Professional Dev for Quality Online Course Design	Engaging Students with Zoom!	
11:15 AM				
11:30 AM				
11:45 AM				
12:00 PM – 1:30 PM	Lunch and Keynote Peak 5			
1:45 PM				Hands-on: An Opportunity for Culturally Relevant Pedagogy and Open Educational Resources (OER)
2:00 PM	Teaching faculty about universal design and accessibility through OSM (pronounced “awesome”) course	Spring Cleaning: A Novel Approach to LMS Migration	Affordable, adaptable, integrated, and awesome: NROC materials to enhance English courses	
2:15 PM				
2:30 PM				
2:45 PM				
3:00 PM	Vendor Exhibits and Drawings Exhibit Area			
3:15 PM				
3:30 PM		Know Your Audience: Rethinking Online Readiness	Are they really faculty? Issues of Equity and Career Support for Online Instructors	Hands-on: Creating Accessible Word Documents
3:45 PM				
4:00 PM				
4:15 PM				
4:30 PM		Redesigning an Online Student Orientation Based on Essential Considerations of Online Course Design	Teaching in a Globalized Classroom	
4:45 PM				
5:00 PM				
5:30 PM – 6:30 PM	Reception and Cash Bar Imperial Ballroom			



Here, There, Anywhere: Rethink • Engage • Empower

10:45 AM - 12:00 PM

Start using your LMS's API (I)

**Hands-on
Peak 4**

Learn what you can do with Brightspace's Valence API by playing with Regis' Valence applications. Set up take-home applications inside your own LMS during the workshop, and leave with resources and experience that will allow you to use (and begin to develop your own) applications.

Ed Johnsen, *Senior Instructional Technologist, Regis University*

11:00 AM - 11:45 AM

Create great audio and video files (B)

**Concurrent sessions
Peak 1**

Using free or low cost software and hardware, you will learn to make professional quality audio and video elements for online or on-ground classes or for presentation.

Thomas Harrop, *Assistant Professor,
Red Rocks Community College*

Reusable Learning Objects to Increase Access to Professional Dev for Quality Online Course Design (B)

Peak 2

RRCC has developed a model of PD that integrates face-to-face and digital experiences. This presentation focuses on processes and learning objects from accelerated face-to-face sessions, an intensive hybrid institute, and an online community of practice, sharing success strategies from the perspectives of instructional design and videography. This PD model effectively encourages relationship-building across instructional departments as well as increased PD access for faculty.

Amanda Hardman, *Online Success Coordinator/
eLearning Mentor, Red Rocks Community College*

Melissa Dickman, *Instructional Designer,
Red Rocks Community College*

Anne Gibbs, *Videographer, Red Rocks Community College*

Engaging Students with Zoom! (B)

Peak 3

In this presentation, discover three applications of using the free tool, Zoom, for virtual office hours, engaging students synchronously in an online course, and utilizing Zoom breakout rooms. Zoom is an excellent tool to assist us in designing ultra-flexible learning environments.

Nicole Marcisz, *Instructional Designer, Regis University*

Yvonne Bogard, *Instructional Designer, Regis University*

Lora Claywell, *Professor, Regis University*

12:00 PM - 1:30 PM

**Lunch and Keynote
Peak 5**

1:45 PM - 3:00 PM

An Opportunity for Culturally Relevant Pedagogy and Open Educational Resources (OER) (B)

**Hands-on
Peak 4**

With the increased attention given to Open Educational Resources (OER) in Colorado, we have a unique opportunity to create curriculum and material that reflect diversity, inclusiveness and social justice. This session will cover what culturally relevant pedagogy is, and how to find/integrate OER to support culturally relevant pedagogy.

Bridgitt Mitchell, *Program Chair, CCCOnline*

Kae Novak, *Instructional Designer, Front Range Community College*

Chris Luchs, *Associate Dean, CTE, CCCOnline*

2:00 PM - 2:45 PM

Teaching faculty about universal design and accessibility through OSM (pronounced "awesome") course (B)

Concurrent sessions

Peak 1

Come one, come all - to an engaging presentation centered on CU Denver's implementation of Ally into all Canvas courses to help improve accessibility of content brought into courses and how that led to an overhaul of teaching strategies - bringing accessibility to the forefront.

Kate Miller, *Access and Usability Manager, CU Denver*

Spring Cleaning: A Novel Approach to LMS Migration (B)

Peak 2

Ever dealt with the mess from moving a course out of one learning management system into another? We'll investigate why LCCC opted to not migrate for their transition from D2L to Canvas, tools used to mitigate the workload, and the ongoing college-wide collaboration that resulted.

Brandon Poulliot, *Technical Support Specialist II,
Laramie County Community College*



Here, There, Anywhere: Rethink • Engage • Empower

Affordable, adaptable, integrated, and awesome: NROC materials to enhance English courses

(B) **Peak 3**

NROC's courses are media-rich, adaptable, and affordable. Rich with content, NROC courses can be used to enhance online, blended, and face-to-face learning environments. Join with CCCOnline instructional and technical staff to discuss how we are using NROC materials to enhance Developmental and College-level English.

Mandy Geddes, Adjunct instructor/Course Development SME, CCCOnline

Kristin Rivedal, LMS Administrator, CCCOnline

3:00 PM - 3:30 PM Exhibits, Break and Door Prizes

3:30 PM - 4:45 PM **Hands-on** Creating Accessible Word Documents (A) **Peak 4**

During this hands-on training, we will cover the basics of creating accessible Microsoft Word documents, such as document structure, headings and styles, alt text for images, meaningful hyperlinks, simple table structure, color, and contrast.

Diana Montealegre, Instructional Designer, Front Range Community College

Stephanie Wickman, Director of Instructional Design and Educational Technologies, Front Range Community College

3:30 PM - 4:15 PM **Concurrent sessions** Know Your Audience: Rethinking Online Readiness (I) **Peak 2**

We'll discuss common disconnects between educational intent and the online student experience. As the virtual classroom becomes increasingly sophisticated, it seems more students struggle with the technology. Do we know our audience? Do we make assumptions about how tech-savvy community college students really are? As a group we'll explore solutions.

Sylva Miller, English Faculty and Dept. Co-Chair, Pikes Peak Community College

Sarah McMahon, English Faculty, Pikes Peak Community College

Are they really faculty? Issues of Equity and Career Support for Online Instructors (A) **Peak 3**

E-learning programs sometimes see a privilege gap between online and on-campus or full and part-time instructors. In this session we will address issues like full and part-time status, job security, ownership of course material, curriculum development, and professional learning – and offer recommendations to strengthen faculty members and their programs.

Brent Wilson, Professor, Information and Learning Technologies, University of Colorado Denver

Kae Novak, Instructional Designer, Front Range Community College

William (Taylor) Kendal, Senior Instructional Designer, Metropolitan State University of Denver

4:30 PM - 5:15 PM **Concurrent sessions** Redesigning an Online Student Orientation Based on Essential Considerations of Online Course Design (B) **Peak 2**

This presentation identifies and demonstrates the seven essential considerations in designing a student-facing training, using RRCC's LMS orientation as an example. To create the most relevant, engaging, and usable model requires partnerships and support across campus in addition to employing proven course design principles and strategies.

Amanda Hardman, Online Success Coordinator / eLearning Mentor, Red Rocks Community College

4:30 PM - 5:15 PM **Concurrent sessions** Teaching in a Globalized Classroom (B) **Peak 3**

Embracing diversity in the classroom will enhance engagement and learning. Understanding how to work with diversity and use it to build community is what we will discuss in this presentation. Outcomes will include understanding what diversity means and how it effects instruction, then explore methods to address diversity, incorporate it into the classroom, and use it to impact each student's learning.

Anne Gibbs, Videographer, Red Rocks Community College

5:30 PM - 6:30 PM Reception and Cash Bar
Imperial Ballroom



Here, There, Anywhere: Rethink • Engage • Empower

Thursday, April 5, 2018 Day at a glance:

	Peak 1	Peak 2	Peak 3	Peak 4
7:30 AM — 8:30 AM	Breakfast - 7:30 to 8:45 AM Listening Sessions 8:00 AM -- 8:30 AM Peak 5			
8:30 AM 8:45 AM				Hands-on: More Than Just a Discussion
9:00 AM 9:15 AM 9:30 AM	Help! My Course is Out of Date Already! How One Program Keeps its Courses "New" in Four Easy Steps	Encouraging Reflective ePortfolio Practices through Templates, Guides, and Exemplars		
9:45 AM	Vendor Exhibits and Drawings			
10:00 AM 10:15 AM				Hands-on: Creating Effective Visual Presentations
10:30 AM 10:45 AM 11:00 AM 11:15 AM	Active Learning Strategies for Online Courses	OER in Colorado Higher Education: Discussing the Possibilities	Rethinking Assessments to Engage the Unengaged	
11:30 AM — 1:30 PM	Awards Luncheon and Keynote Peak 5			
1:45 PM 2:00 PM 2:15 PM 2:30 PM	Values Based Digital Badges: Recognition Through Innova- tive Technologies	Teaching and Learning with Technology Microgrants - Fund their innovation	Lecture Capture 101	Hands-on: The Collaborative Mapping Model: Relationship-Centered Design for Higher Education
2:45 PM — 3:30 PM	Vendor Exhibits and Drawings			
3:30 PM 3:45 PM 4:00 PM	"I Totally Agree with That" and Other Insightful Posts: An Attempt to Banish Canned Discussions	UNC's Hololens Project update: A Grand Adventure!	Job Aids in Higher Education	Hands-on: Hybrid 101: Blending Online and Face-to-Face
4:15 PM 4:30 PM				

Dinner Groups meet in the hotel lobby at 6pm



Here, There, Anywhere: Rethink • Engage • Empower

8:30 AM - 9:45AM

More Than Just a Discussion (I)

Move beyond using the discussion tool for mere discussions and instead explore how to really create an interaction space for modeling, sharing, group work, case studies, field trips, demonstrations, and more.

Jim Hutchinson, *Instructional Designer / Faculty Trainer, Aims Community College*

Angie Allison, *Geology Faculty, Aims Community College*

**Hands-on
Peak 4**

9:00 AM - 9:45 AM

Help! My Course is Out of Date Already! How One Program Keeps its Courses “New” in Four Easy Steps (B)

This presentation shares how one Regis program takes a simple, direct, and systematic four-step approach to continuously update and improve its courses. Participants will gain an understanding of the process and then participate in a brainstorming discussion about how it might be adapted and applied to their own courses.

Jill Giacomini, *Instructional Designer, Regis University*

Paula Humphrey, *Assistant Professor, Regis University*

Concurrent sessions

Peak 1

Encouraging Reflective ePortfolio Practices through Templates, Guides, and Exemplars (I)

The use of ePortfolios for reflection in the classroom is rapidly growing in both popularity and prevalence. In this session we will explore strategies for supporting ePortfolios as a tool for reflection by developing custom templates, guided exercises, tailored tutorials, and featured portfolio models.

Heather Tobin, *Instructional Designer, University of Denver*

Peak 2

NROC (S)

Terri Rowenhorst, *Director of Member Services, The NROC Project*

Peak 3

10:00 AM - 11:15 AM

Creating Effective Visual Presentations (B)

There is a vast sea of literature supporting good visual design for presentations including everything from theoretical articles to full length textbooks and illustrated guides. During this presentation, we will explore a streamlined synthesis of the major ideas and themes from recent studies.

Heather Tobin, *Instructional Designer, University of Denver*

**Hands-on
Peak 4**

10:30 AM - 11:15 AM

Active Learning Strategies for Online Courses (I)

This session presents examples of active learning exercises and assignments for online learning. Online courses can often become a very passive learning experience. Therefore, it is vital to structure learning endeavors that stimulates increased student involvement with their own learning, through engaging interactions with the course content, peers and faculty.

Tim Kochery, *Senior Instructional Designer, Laramie County Community College*

Concurrent sessions

Peak 1

OER in Colorado Higher Education: Discussing the Possibilities (B)

Recent state legislation in the United States including Colorado has higher education institutions investigating open educational resources (OER). If current textbooks and material is to be replaced with OER, this provides an opportunity for content creation and redesign at scale we have not seen before. Let's have a discussion.

Kae Novak, *Instructional Designer, Front Range Community College*

Karen Danielson, *Faculty/Department Chair, Community College of Denver*

Jim Hutchinson, *Instructional Designer, Aims Community College*

Peak 2

Rethinking Assessments to Engage the Unengaged (B)

How do we measure learning? How do we make learning robust, enduring, and meaningful? What is the “Testing Effect”? Are high or low stake assessments better to make learning happen? Have fun and learn about learning in this fast paced session.

David Barrentine, *Educational Technologist,*

Arapahoe Community College

Joan Anderssen, *Economics/Finance Faculty, Arapahoe Community College*

Peak 3

1:45 PM - 3:00 PM

The Collaborative Mapping Model: Relationship-Centered Design for Higher Education (I)

This presentation/workshop outlines a new model and process of instructional design created specifically for the one-on-one university faculty-designer relationship. The model positions faculty and instructional designers as equal partners in the instructional work of course and program design.

Jason Drysdale, *Manager of Academic Technology and Design, University of Colorado Denver*

Hands-on

Peak 4



Here, There, Anywhere: Rethink • Engage • Empower

2:00 PM - 2:45 PM

Concurrent Sessions

Values Based Digital Badges: Recognition Through Innovative Technologies (B) Peak 1

Digital badges are used to recognize achievements and accomplishments shared through social media. This innovative technology typically recognizes skills, professional development, and achievements within the workplace; however the program highlighted in this presentation evaluates the effectiveness of digital badges as a way to recognize individuals for values-based qualities.

Melissa Brydon, Associate Professor of Special Education, Regis University

Jennifer Millikan, Teacher Education

Communications Specialist, Regis University

Ellie Baldwin, Professor of Secondary Education and Chair of Teacher Education, Regis University

Teaching and Learning with Technology Microgrants - Fund their innovation (B) Peak 2

Let's face it, money is tight, institutions have to innovate to meet the needs and expectations of today's students. Here is how Regis University gets the biggest bang for its innovation budget.

Doug Emmerich, Manager, Instructional Technology, Regis University

Lecture Capture 101 (B) Peak3

Lecture capture is a term that's used often. What does it mean, how does it work, and why should faculty and students care? Does it help students succeed? Does it offer faculty worthwhile options in teaching? Colorado State University has substantial experience with lecture capture and 50 classrooms equipped for it. This session will start with the very basics of what the term means, show capture equipment, and explain the benefits of lecture capture for both students and faculty.

Albert Powell, Director, Learning Technologies, Colorado State University

3:00 PM - 3:30 PM

**Exhibits, Break and Door Prizes
Exhibit Area**

3:15 PM - 4:30 PM

Hands-on

Hybrid 101: Blending Online and Face-to-Face (B) Peak 4

Hybrid classes are said to be the best of both worlds. They provide the opportunity for F2F interaction and for the reflection of an online course. In this session we'll cover how to get the blend right from the start and also what activities just work best in this format.

Kae Novak, Hybrid Training Coordinator, Front Range Community College

Chris Luchs, Associate Dean, CTE, CCCOnline

3:30 PM - 4:15 PM

Concurrent sessions

"I Totally Agree with That" and Other Insightful Posts: An Attempt to Banish Canned Discussions (B) Peak 1

As online enrollments increase, instructors struggle to adapt traditional pedagogical practices to the online learning environment. Asynchronous discussions tend to be the standard way of engaging students online, yet this practice has several shortcomings. The presenters share one novel discussion approach that they have used to more fully engage students.

Melissa Brydon, Associate Professor of Special Education, Regis University

Jill Giacomini, Instructional Designer, Regis University

UNC's Hololens Project update: A Grand Adventure! (I) Peak 2

Last year the Center for the Enhancement of Teaching and Learning (CETL) embarked on a Mixed Reality adventure with very little in the way of deep knowledge or experience, but with high expectations. Our goal was/is to provide interactive, engaging learning content using mixed reality (the Hololens), for our faculty.

Connie Couch, Graduate Assistant/Student Assistant Software Engineer, University of Northern Colorado

William Harvey, Software Engineer, University of Northern Colorado

Job Aides in Higher Education (B) Peak 3

Informational session discussing how job aides are created and used to assist faculty and students with using tools available through the campus. This would include an accessibility guide, but also resources for using the online platform.

Melissa Dickman, Instructional Designer, Red Rocks Community College



Here, There, Anywhere:

Rethink • Engage • Empower

Friday, April 6, 2018

Day at a glance:

	Peak 1	Peak 2	Peak 3	Peak 4
7:30 AM – 8:30 AM	Breakfast - 7:30 to 8:45 AM Listening Sessions 8:00 AM -- 8:30 AM Peak 5			
8:30 AM 8:45 AM				Hands-on: Learning Ethics with the Game, Fallout Shelter
9:00 AM 9:15 AM 9:30 AM 9:45 AM	Online Spaces and Online In- civility and Microaggression: Barriers to Inclusiveness	Collaboration with Animation		
10:00 AM 10:15 AM 10:30 AM	Flipped Classroom: Challeng- es & Strategies	Zoom Into the REALS Room	Open Educational Resources (OER): Lessons Learned and Best Practices	
10:45 AM 11:00 AM 11:15 AM	Check Out			
11:30 AM 11:45 AM 12:00 PM 12:15 PM 12:30 PM 12:45 PM	Lunch and Door Prizes			



Here, There, Anywhere: Rethink • Engage • Empower

8:30 AM - 9:45 AM

Learning Ethics with the Game, Fallout Shelter (B)

Hands-on

Peak 4

Fallout Shelter (2015) is a free-to-play apocalyptic nuclear fallout simulation game by Bethesda Game Studios, available on Android, iOS, and PCs. This presentation will showcase an advanced assignment that employs Fallout Shelter to teach ethical theories in philosophy courses. Participants will be playing the game to understand the assignment design.

Sherry Jones, *Philosophy and Game Studies Lecturer, Rocky Mountain College of Art and Design*

9:00 AM - 9:45 AM

Online Spaces and Online Incivility and Microaggression: Barriers to Inclusiveness (B) Peak 1

Concurrent Sessions

Online learning, especially discussion forums are often regarded as a neutral area. They aren't. In these forums we see both online disinhibition, online microaggression, trolling and students disengaging based on chilly climates. We will have an interactive session on how your current online guidelines might not be enough.

Kae Novak, *Instructional Designer, Front Range Community College*
Chris Luchs, *Associate Dean, CTE, CCCOnline*

Collaboration with Animation (I)

Peak 2

How do you help faculty innovate their materials? The cyclical effect of not feeling like there is help; not knowing how to get help; snowballs into a frustration with innovation. We will address the good, bad, and the ugly of an Adobe Character Animator project in helping students learn.

Cherri LaMarr, *Instructional Designer, Arapahoe Community College*
Joan Anderssen, *Economics/Finance Faculty, Arapahoe Community College*

10:00 AM - 10:45 AM

Flipped Classroom: Challenges & Strategies (I)

Concurrent Sessions

Peak 1

Flipped learning, one of the latest methodologies for student engagement, has presented the educators with a challenge where students lack the required preparation to fully benefit from active hands-on learning experience during class time. What are some strategies to overcome this shortcoming and ensure adequate preparation? What could work best?

Tabby Harraf, *Senior Lecturer, Monfort College of Business, University of Northern Colorado*

Zoom Into the REALS Room (B)

Peak 2

Experience this newly-equipped interactive classroom virtually through Zoom, a video conferencing tool. We will see the features of the REALS (Regis Engaging and Adaptive Learning Space) classroom at Regis University. Features include portable furniture, interactive touch screen display monitor, camera, and mics. This room is completely ADA compliant.

Sally Cordrey, *Training Developer and Guide, Regis University*
John Ferraro, *Multimedia Administration Supervisor, Regis University*

Open Educational Resources (OER): Lessons Learned and Best Practices (B)

Peak 3

Have you been doing OER course development? From OER searches, to copyright evaluation, lost links and using multiple curriculum sources, our round table group has experienced plenty! Speakers will share their lessons learned and best practices and then open it up for others to talk. Come join us!

Chris Luchs, *Associate Dean, CTE, CCCOnline*
Mandy Geddes, *Instructor and Course Development SME*
Ben Kohntopp, *Instructional Designer, CCCOnline*
Cynthia Krutsinger, *Program Chair, History and Political Science*
Kai Savi, *Program Chair, Health Sciences, CCCOnline*

11:00 AM - 11:30 AM

**Check out
Hotel Lobby**

11:30 AM - 1:00 PM

**Lunch and Door Prizes
Peak 5**



Here, There, Anywhere:
Rethink • Engage • Empower

Notes, doodles, and other creative masterpieces



Here, There, Anywhere:

Rethink • Engage • Empower

Helpful Information

Business Services

If you need to make copies or send a fax, check with the Business Center. There is a cost for these services.

Cell Phones and Tablets

We ask that you turn devices to silent during the conference unless used as part of the sessions.

Certificate of Attendance

If you would like a certificate of attendance, please let us know at the registration desk. We will mail one to you.

Conference Evaluations

We will provide paper evaluations. We strive to make improvements each year, and your honest feedback, positive and negative, is taken seriously as we do our planning. Thanks for helping us out to make eLCC the best elearning conference you attend. Please complete your evaluation forms.

General Announcements

Changes in the program and other general announcements will be made during general sessions and at meal times. If you have any questions, stop by the conference registration area.

Getting Around Breckenridge

Doing some sightseeing? Want to know the best spots for dinner? Stop by the hotel registration desk located at the hotel check-in area. There is a complimentary shuttle throughout downtown Breckenridge also. You can sign up for dine around groups for Thursday evening. Check the conference registration desk.

Hotel Phone Numbers

970.453.6000
800.288.1282

Participant List

A conference participant list will be available on our web site one week after the conference. It will be posted until May 30.

Acknowledgements

Conference Planning Committee

Special thanks to these individuals and organizations for the hundreds of hours of time contributed to the planning and implementation of this conference.

- Marianne Bauer, Colorado State University
- Adrienne Christy, Metropolitan State University of Denver
- Kim Larson-Cooney, Arapahoe Community College
- Paul Novak, University of Denver
- Kristin Rivedal, CCCOnline

Technical and Administrative Support

We thank the following individuals for their assistance before, during, and after our conference:

- Vincent (Vinnie) Augden, Aims Community College
- David Barrentine, Arapahoe Community College
- Donna Hall, CCCOnline
- Karen Kaemmerling, Colorado Mountain College
- Kelly Locascio, Arapahoe Community College
- Christopher Luchs, CCCOnline
- Nicole Marcisz, Regis University
- Kae Novak, Front Range Community College
- Brandon Poulliot, Laramie County Community College
- David Sharman, Metropolitan State University of Denver
- William (Bill) Tankovich, Front Range Community College
- Gregory Wells, Colorado State University

Equipment Donors

We thank the following organizations for their donation of equipment:

- Aims Community College
- Arapahoe Community College
- CCCOnline
- Colorado State University
- Front Range Community College
- Metropolitan State University of Denver
- Regis University

And a stupendous round of applause to our presenters and facilitators!



Here, There, Anywhere:
Rethink • Engage • Empower

Passport

Name:

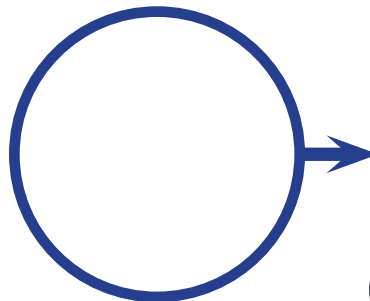
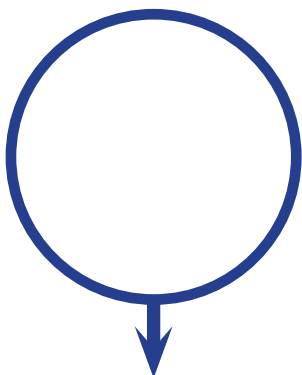
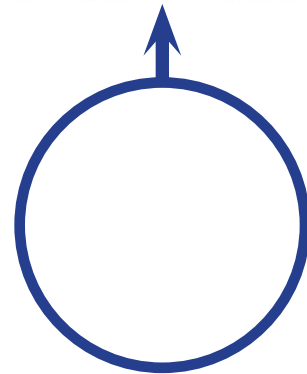
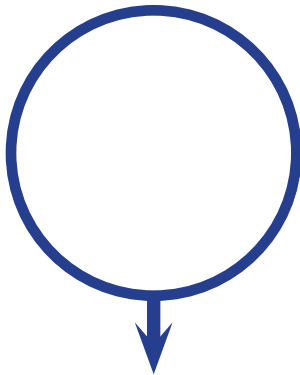
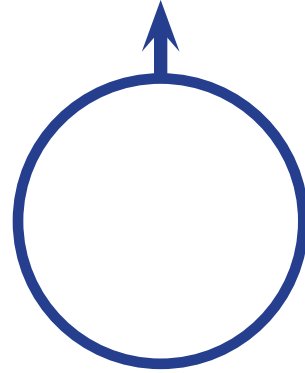
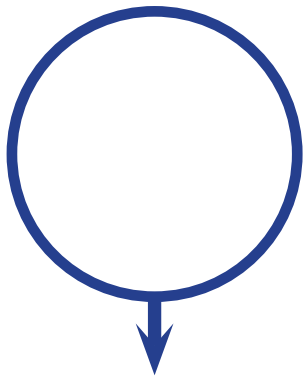
Institution:

Rules:

- Speak with at least 5 of the 6 vendors and get a sticker placed next to that vendor's logo on the back of the program.
- Fill out your name in the space above, tear off this page, and submit the completed "Passport" to the marked box during lunch on Friday to be eligible for the grand prize drawing.
- **You must be present to win.** The grand prize drawing will be held on Friday at lunch.

Additional door prizes will be distributed during conference breaks.

SPECTRUM
INDUSTRIES INC.



OXFORD
UNIVERSITY PRESS